



C Piscine

C 11

Summary: This document is the subject for the module C 11 of the C Piscine @ 42.

Contents

I	Instructions	2
II	Foreword	4
III	Exercise 00 : ft_foreach	6
IV	Exercise 01 : ft_map	7
V	Exercise 02 : ft_any	8
VI	Exercise 03 : ft_count_if	9
VII	Exercise 04 : ft_is_sort	10
VIII	Exercise 05 : do-op	11
IX	Exercise 06 : ft_sort_string_tab	13
X	Exercise 07 : ft_advanced_sort_string_tab	14

Chapter I

Instructions

- Only this page will serve as reference: do not trust rumors.
- Watch out! This document could potentially change before submission.
- Make sure you have the appropriate permissions on your files and directories.
- You have to follow the submission procedures for all your exercises.
- Your exercises will be checked and graded by your fellow classmates.
- On top of that, your exercises will be checked and graded by a program called Moulinette.
- Moulinette is very meticulous and strict in its evaluation of your work. It is entirely automated and there is no way to negotiate with it. So if you want to avoid bad surprises, be as thorough as possible.
- Moulinette is not very open-minded. It won't try and understand your code if it doesn't respect the Norm. Moulinette relies on a program called `norminette` to check if your files respect the norm. TL;DR: it would be idiotic to submit a piece of work that doesn't pass `norminette`'s check.
- These exercises are carefully laid out by order of difficulty - from easiest to hardest. We **will not** take into account a successfully completed harder exercise if an easier one is not perfectly functional.
- Using a forbidden function is considered cheating. Cheaters get **-42**, and this grade is non-negotiable.
- You'll only have to submit a `main()` function if we ask for a program.
- Moulinette compiles with these flags: `-Wall -Wextra -Werror`, and uses `gcc`.
- If your program doesn't compile, you'll get 0.
- You cannot leave any additional file in your directory than those specified in the subject.
- Got a question? Ask your peer on the right. Otherwise, try your peer on the left.

- Your reference guide is called `Google / man / the Internet /`
- Check out the "C Piscine" part of the forum on the intranet, or the slack Piscine.
- Examine the examples thoroughly. They could very well call for details that are not explicitly mentioned in the subject...
- By Odin, by Thor ! Use your brain !!!

Chapter II

Foreword

Here's a little story :

(1982, California) Larry Walters of Los Angeles is one of the few to contend for the Darwin Awards and live to tell the tale. "I have fulfilled my 20-year dream," said Walters, a former truck driver for a company that makes TV commercials. "I'm staying on the ground. I've proved the thing works."

Larry's boyhood dream was to fly. But fates conspired to keep him from his dream. He joined the Air Force, but his poor eyesight disqualified him from the job of pilot. After he was discharged from the military, he sat in his backyard watching jets fly overhead.

He hatched his weather balloon scheme while sitting outside in his "extremely comfortable" Sears lawnchair. He purchased 45 weather balloons from an Army-Navy surplus store, tied them to his tethered lawnchair (dubbed the Inspiration I) and filled the four-foot diameter balloons with helium. Then, armed with some sandwiches, Miller Lite, and a pellet gun, he strapped himself into his lawnchair. He figured he would shoot to pop a few of the many balloons when it was time to descend.

Larry planned to sever the anchor and lazily float to a height of about 30 feet above the backyard, where he would enjoy a few hours of flight before coming back down. But things didn't work out quite as Larry planned.

When his friends cut the cord anchoring the lawnchair to his Jeep, he did not float lazily up to 30 feet. Instead he streaked into the LA sky as if shot from a cannon, pulled by the lift of 45 helium balloons, holding 33 cubic feet of helium each.

He didn't level off at 100 feet, nor did he level off at 1000 feet. After climbing and climbing, he leveled off at 16,000 feet.

At that height he felt he couldn't risk shooting any of the balloons, lest he unbalance the load and really find himself in trouble. So he stayed there, drifting cold and frightened with his beer and sandwiches, for more than 14 hours. He crossed the primary approach corridor of LAX, where startled Trans World Airlines and Delta Airlines pilots radioed in reports

of the strange sight.


Eventually he gathered the nerve to shoot a few balloons, and slowly descended. The hanging tethers tangled and caught in a power line, blacking out a Long Beach neighborhood for 20 minutes. Larry climbed to safety, where he was arrested by waiting members of the LAPD. As he was led away in handcuffs, a reporter dispatched to cover the daring rescue asked him why he had done it. Larry replied nonchalantly, "A man can't just sit around."

The Federal Aviation Administration was not amused. Safety Inspector Neal Savoy said, "We know he broke some part of the Federal Aviation Act, and as soon as we decide which part it is, a charge will be filed."

The moral of this story is Larry Walters should have stay on his chair and learn C...

Chapter III

Exercise 00 : ft_foreach

	Exercise 00
	ft_foreach
	Turn-in directory : <i>ex00/</i>
	Files to turn in : ft_foreach.c
	Allowed functions : None

- Create the function `ft_foreach` which, for a given ints array, applies a function on all elements of the array. This function will be applied following the array's order.
- Here's how the function should be prototyped :


```
void ft_foreach(int *tab, int length, void(*f)(int));
```

- For example, the function `ft_foreach` could be called as follows in order to display all ints of the array :

```
ft_foreach(tab, 1337, &ft_putnbr);
```

Chapter IV

Exercise 01 : ft_map


	Exercise 01
	ft_map
	Turn-in directory : <i>ex01/</i>
	Files to turn in : <i>ft_map.c</i>
	Allowed functions : <i>malloc</i>

- Create the function `ft_map` which, for a given ints array, applies a function on all elements of the array (in order) and returns a array of all the return values.
- This function will be applied following the array's order.
- Here's how the function should be prototyped :

```
int *ft_map(int *tab, int length, int(*f)(int));
```


Chapter V

Exercise 02 : ft_any

	Exercise 02
	ft_any
	Turn-in directory : <i>ex02/</i>
	Files to turn in : <i>ft_any.c</i>
	Allowed functions : None


- Create a function `ft_any` which will return 1 if, passed to the function `f`, at least one element of the array returns something else than 0. Else, it should return 0.
- This function will be applied following the array's order.
- Here's how the function should be prototyped :

```
int ft_any(char **tab, int(*f)(char*));
```

- The array will be delimited with a null pointer.

Chapter VI

Exercise 03 : ft_count_if


	Exercise 03
	ft_count_if
	Turn-in directory : <i>ex03/</i>
	Files to turn in : <i>ft_count_if.c</i>
	Allowed functions : <i>None</i>

- Create a function `ft_count_if` which will return the number of elements of the array that return does not return 0 when passed to the function `f`.
- This function will be applied following the array's order.
- Here's how the function should be prototyped :

```
int ft_count_if(char **tab, int length, int(*f)(char*));
```

Chapter VII

Exercise 04 : ft_is_sort


	Exercise 04
	ft_is_sort
	Turn-in directory : <i>ex04/</i>
	Files to turn in : <i>ft_is_sort.c</i>
	Allowed functions : <i>None</i>

- Create a function `ft_is_sort` which returns 1 if the array is sorted and 0 if it isn't.
- The function given as argument should return a negative integer if the first argument is lower than the second, 0 if they're equal or a positive integer for anything else.
- Here's how the function should be prototyped :

```
int ft_is_sort(int *tab, int length, int(*f)(int, int));
```

Chapter VIII

Exercise 05 : do-op

	Exercise 05
do-op	
Turn-in directory : <i>ex05/</i>	
Files to turn in : Your program files	
Allowed functions : write	

- Create a program called do-op.
- The program will be executed with three arguments: do-op value1 operateur value2
- Example :

```
$> ./do-op 42 "+" 21
63
$>
```

- You should use an array of pointers to function to take care of the operator.
- In case of an invalid operator your program should print 0.
- If the number of arguments is invalid, do-op doesn't display anything.
- Your program should accept and print the result for the following operators: '+' '-' '/' '*' and '%'
- In case of a division by 0, it should print:

```
Stop : division by zero
```

- In case of a modulo by 0, it should print:


```
Stop : modulo by zero
```

- Here's an example of tests the Moulinette will run :

```
$> make clean
$> make
$> ./do-op
$> ./do-op 1 + 1
2
$> ./do-op 42amis - ---20toto12
62
$> ./do-op 1 p 1
0
$> ./do-op 1 + toto3
1
$>
$> ./do-op toto3 + 4
4
$> ./do-op foo plus bar
0
$> ./do-op 25 / 0
Stop : division by zero
$> ./do-op 25 % 0
Stop : modulo by zero
$>
```

Chapter IX

Exercise 06 : ft_sort_string_tab

	Exercise 06
ft_sort_string_tab	
Turn-in directory : <i>ex06/</i>	
Files to turn in : <i>ft_sort_string_tab.c</i>	
Allowed functions : None	


- Create the function `ft_sort_string_tab`, by `ascii` order the strings in `tab`.
- `tab` will be null terminated
- The sorting will be performed by exchanging the array's pointers.
- Here's how it should be prototyped :

```
void ft_sort_string_tab(char **tab);
```

Chapter X

Exercise 07 :

ft_advanced_sort_string_tab

	Exercise 07
ft_advanced_sort_string_tab	
Turn-in directory : <i>ex07/</i>	
Files to turn in : <i>ft_advanced_sort_string_tab.c</i>	
Allowed functions : None	

- Create the function `ft_advanced_sort_string_tab` which sorts, depending on the return of the function given as argument
- The sorting will be performed by exchanging the array's pointers.
- `tab` will be null terminated
- Here's how it should be prototyped :

```
void ft_advanced_sort_string_tab(char **tab, int (*cmp)(char *, char *));
```



Calling `ft_advanced_sort_string_tab()` with `ft_strcmp` as a second argument will return the same result as `ft_sort_string_tab()`.